

TECHNICAL DATA SHEET

SECUMAX OPTICUT NO. 437

Safety technology



Concealed blade – a maximum degree of safety

The SECUMAX OPTICUT blade is not an open one, but is hidden from people and goods. This provides you with the highest degree of safety from cut injuries and from damage to goods.



SAFETY KNIFE WITH CONCEALED BLADE, PLASTIC MATERIAL GUIDE AND METAL GLIDE FOOT.

Order No. 437.00

Glides over the material. And right through the middle. For „push“ cutting.

You are looking for a film and foam cutter that effortlessly cuts harder and stronger film? One that's not afraid of stubborn foam? You have found the best possible solution with the SECUMAX OPTICUT. Its Teflon-coated, metal foot makes it both extremely abrasion resistant and easy to slide. Glide with jam less ease through whatever material you want to cut. Ideal for clean, precise cuts.

4-times usable blade

Before you need to change your blade, you have the option of rotating it multiple times. Four times to be precise. In this way, you can get so much more out of your blade. Practical for you, favourable for your company!

Work ergonomically

It's easy to work ergonomically with the SECUMAX OPTICUT. Your fingers will be delighted with the sizable grip, your thumb with the additional curving at the front of the handle.

Glide cutting couldn't be more comfortable.

Cut clean

Whether cutting foam or film, the bendable plastic material-guide reliably stops material jamming in front of the blade. The same guide simultaneously protects your fingers from blade contact.


Extremely robust

The glide foot, made of Teflon-coated metal, is both durable and robust. The foot and the similarly robust handle are firmly screwed together; you will be sure to enjoy your cutting tool for an extended period of time.

Easy blade change






Blade change is performed using the small, rotating bracket found on the cutter side. Swing, press and release the guide foot. The blade is housed within the foot. Replace or rotate the blade before pushing everything back into place.

USAGE














PRODUCT FEATURES

Technical features

 Maximum safety	 Tool-less blade change	 Very abrasion resistant	 Very ergonomic
 4-times usable blade	 Cutting depth	 For right and left hander	 Printable for promotional purposes

Main cutting materials

 Cardboard: 1-ply	 Wrapping, stretch, and shrink foil	 Plastic strapping band	 Layers of foil or paper
 Coated film	 Laminated film	 Foam, polystyrene	 Tape
 Bagged goods	 Textile, material	 Yarn, cord	

Installed blade



NO. 37040

0.40 mm, deep-edged

Optional blade



NO. 83730

0.30 mm, stainless,
TiN-coated



NO. 13730

0.30 mm, stainless

BLADE CHANGE



Raise lever slightly and turn it in direction of arrow until its end reaches the red release button. Depress lever and move metal base down. Remove blade, turn it over or replace it. Depress lever and push metal base up until it locks. Finally turn lever back until it clicks into position.

SERVICES OFFERED



Training video



Technical data sheet



Consulting service

PRODUCT AND PACKAGING DETAILS

Order No.	NO. 437.00	Packaging unit	1 on self-service card
Knife size (L x W x H)	112 x 19 x 84.5 mm	Size Single unit box	110 x 0.8 x 242 mm
Weight knife	74.0 g	Weight single unit box	91.0 g
Basic material	Plastic	EAN Code single unit box	4002632905889
Cutting depth	7.3 mm	Quantity in outer pack	5 knives
		Size outer pack	120 x 86 x 245 mm
		Weight outer pack	520.2 g
		EAN Code outer pack	4002632957208
		Customs tariff number	82149000

SAFETY CERTIFICATE

Date of issue	15.06.2012
Certification	GS certificate NO. S 60077225

Certificates and awards



SECURITY ADVICE

To ensure that you use your new MARTOR knife safely and most effectively, please read and note the following user instructions. Please keep the written guide in a safe place so that you can access it at any time.

1. General application instructions: Please use the product carefully for cutting work only and not for any purposes other than those that are intended. Please take the correct handling and the proper use of the knives into account in this regard.

2. Special application instructions to avoid the danger of injuries: Only use knives that are in perfect condition and have sharp, clean and undamaged blades. employ the utmost care when handling the knives.

CAUTION: The blade is sharp and can result in serious and deep cuts. Therefore, never reach into the blade! To reduce the danger of injuries, hold the hand that is being used to restrain and stabilise the cutting base in such a manner that the restraining hand or even other body parts are not endangered in the event that the knife slips.

3. Replacement of spare parts: Replace any blades that become dull at the right time! Use only the replacement blades

available at MARTOR for this purpose. Dispose of old blades in a proper fashion. They should not be placed in a waste paper bin, as this poses a considerable danger of injuries. Never perform any repairs yourself. If the knife displays signs of aging or other wear, e.g. function problems when changing the blade or in the handling of the blade pushers, then it must be rejected and replaced with a new one. Any modifications or manipulations to the product are prohibited, as they impair the product safety. **CAUTION:** There is an extremely high danger of injuries here!

4. Non-use of the knife: Always secure the blade in such a way that injuries due to cuts are excluded. Store the knife in a secure place.

5. Care instructions: Always keep the knife clean and do not expose it to unnecessary humidity to safeguard a long service life.

CAUTION: No liability will be assumed for consequential losses. Subject to technical changes and errors! This knife does not belong in the hands of children!